

General description

Like the AM2 insulators, the AM4 models are combined in parallel. This possibility of combining insulators produces an extensive range, of which 13 models have been standardized with differences between them of just 100 kg. This detail makes them unique compared with other similar products, as they outperform them in terms of their use for the most varied momentary load values possible in a machine weighing 1 to 6 tonnes. Their lateral stiffness is double that of the AM and AM2 insulators.



Description of the components :

- **Springs** are protected with epoxy-polyester resin painting, resulting in high resistance to weathering
- **Cylindrical metal bushings** which protect the outside of the spring at the ends. It furthermore incorporates a visco-elastic putty which prevents direct contact of the metal parts and promotes sound blocking.
- **Rectangular metal bases** with open lateral attachment holes to make centring of drill holes easier for attachment to the floor or structure

Dynamic behaviour of our springs & rubbers

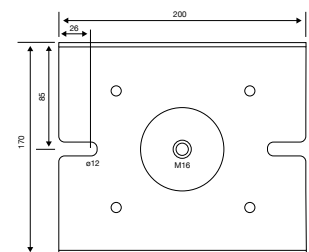
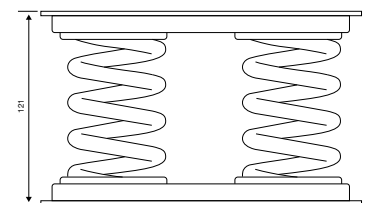
All our antivibration springs models have been tested in European Acousticals Laboratories in order to accomplish the EU Antivibration standard regulations.

See Dynamic Behaviours results Exp n° 06/32006786



Technical specification

- Low frequency isolators very indicated for HVAC installations
- The M16 leveling screws can be supplied separately for leveling
- Color coded for ease of identification




	AM4						
	600	700	800	900	1000	1100	1200
Min. Load (12 mm) (Kg)	247	273	299	335	372	409	446
Max. Load (35 mm) (Kg)	600	700	800	900	1000	1100	1200

	AM4									
	1300	1400	1500	1600	1700	1800	1900	2000	2100	2200
Min. Load (12 mm) (Kg)	483	520	557	594	631	668	706	743	780	817
Max. Load (35 mm) (Kg)	1300	1400	1500	1600	1700	1800	1900	2000	2100	2200

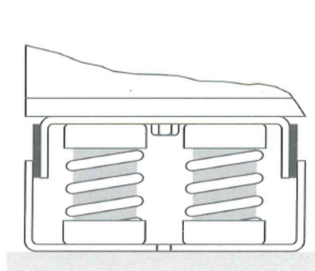
Information contained herein is based on careful tests and experience. It reflects our knowledge and is for guidance purpose only. It is given in good faith and user should ensure that the product is fit for purpose before any application. The quoted values are average and should not be taken as maximum or minimum values for specific purposes. Manufacturer and distributor are not responsible for any non-recommended use or consequential damage.

Mounting specification

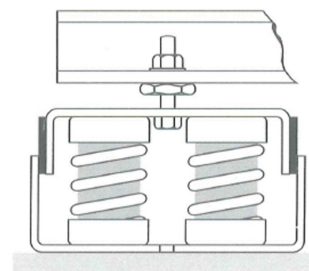
		Spring 1	Spring 2	Spring 3	Spring 4
AM4	600	AM 150 C	AM 150 C	AM 150 C	AM 150 C
	700	AM 150 C	AM 150 C	AM 200 C	AM 200 C
	800	AM 200 C	AM 200 C	AM 200 C	AM 200 C
	900	AM 200 C	AM 200 C	AM 250 C	AM 250 C
	1000	AM 250 C	AM 250 C	AM 250 C	AM 250 C
	1100	AM 350 C	AM 250 C	AM 250 C	AM 250 C
	1200	AM 350 C	AM 350 C	AM 250 C	AM 250 C
	1300	AM 350 C	AM 350 C	AM 350 C	AM 250 C
	1400	AM 350 C	AM 350 C	AM 350 C	AM 350 C
	1500	AM 350 C	AM 350 C	AM 350 C	AM 450 C
	1600	AM 350 C	AM 350 C	AM 450 C	AM 450 C
	1700	AM 350 C	AM 450 C	AM 450 C	AM 450 C
	1800	AM 450 C	AM 450 C	AM 450 C	AM 450 C
	1900	AM 450 C	AM 450 C	AM 450 C	AM 550 C
	2000	AM 450 C	AM 450 C	AM 550 C	AM 550 C
	2100	AM 450 C	AM 550 C	AM 550 C	AM 550 C
2200	AM 550 C	AM 550 C	AM 550 C	AM 550 C	



Assembly

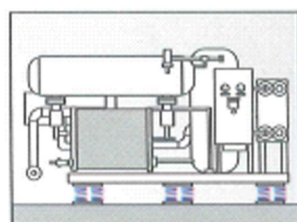


Direct assembly
System for free fitting

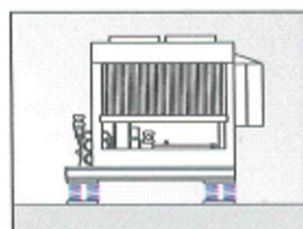


Assembly with leveling
System supplied with leveling screws for attachment and leveling

Application



Chillers



Air handling units

Information contained herein is based on careful tests and experience. It reflects our knowledge and is for guidance purpose only. It is given in good faith and user should ensure that the product is fit for purpose before any application. The quoted values are average and should not be taken as maximum or minimum values for specific purposes. Manufacturer and distributor are not responsible for any non-recommended use or consequential damage.