


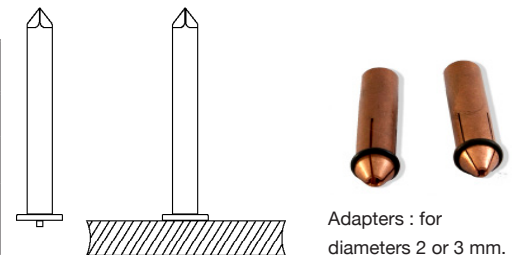
General description

- Quick and strong welding of pins on metallic surfaces
- Capacity discharge welding machines CDW-72 or F 100 accu with a contact gun (K-PCP-72) is needed.
- Pin lengths ranging from 30 to 200 mm (other on request).
- For sizes over 70 mm an extension is needed (STATIV-PCP-72)
- Locking washers in various diameters available as accessories (see T-2000_NSC-CL-CAP)



Technical specification

	SP2-ER	SP3-ER
Diameter	2 mm	3 mm
Standard lengths	from 30 to 200 mm (1 ^{3/16} " to 8")	
Material	copper coated steel (stainless steel and aluminium on request)	



Storage

- Store in a dry place

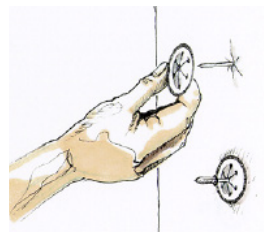
Application



Capacity discharge welding machine type CDW-72.
Insert the SP-ER pin in the adapter of the gun. Adjust the voltage according to the material and its thickness.



Press the head of the gun (K-PCP-72) at right angle onto the sheet metal for first contact and pull the trigger switch. For sizes over 70 mm, an extension is needed (STATIV-PCP-72).



Impale the insulation material over the pins. Secure with CL locking washers.