


### General description

- Quick and strong welding of pin on metallic surfaces such as air ducts
- Portable pinwelder PW-33 needed.
- Possibility to use CDW welder with a special gun and adapter
- Pin lengths ranging from 19 to 40 mm available (3/4 to 5")
- Locking washers and protective caps available as accessories (see T\_NSC-CL-CAP)



### Technical specification

<b>Diameter</b>	2 mm (3/32")
<b>Standard lengths</b>	from 19 to 140 mm (3/4" to 5")
<b>Lengths on request</b>	from 115 to 200 mm (4 1/2" to 7 7/8") (welding tip extension needed)
<b>Material</b>	copper coated steel



### Storage

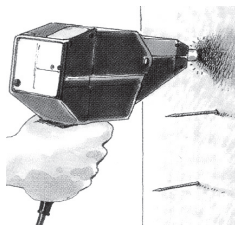
- Store in a dry place

### Application




Insert the SP2-TC pin in the magnetised tip of the pinwelder PW-33.

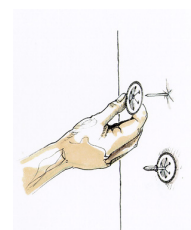
Adjust the built-in-timer according to the thickness of the steel



Press the head of the PW-33 at right angle to the sheet metal and pull the trigger switch



Impale the insulation material on the pins



Secure with a CL locking washer.

If necessary cover the point with a protective CAP.