




General description

- Quick and strong welding of pin on metallic surfaces such as air ducts
- Portable pinwelder PW-33 needed.
- Possibility to use CDW welder with a special gun and adapter
- Pin lengths ranging from 19 to 140 mm available (3/4 to 5")
- Locking washers and protective caps available as accessories (see T_NSC-CL-CAP)



Technical specification


Diameter	2 mm (3/32")
Standard lengths	from 19 to 140 mm (3/4" to 5 1/2")
Lengths on request	from 150 to 200 mm (6" to 7 7/8") (welding tip extension needed)
Material	copper coated steel



Storage

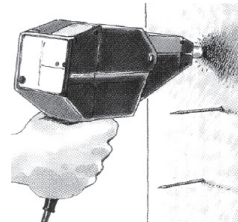
- Store in a dry place

Application



Insert the SP2-TC pin in the magnetised tip of the pinwelder PW-33.

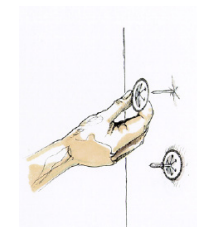
Adjust the built-in-timer according to the thickness of the steel



Press the head of the PW-33 at right angle to the sheet metal and pull the trigger switch



Impale the insulation material on the pins



Secure with a CL locking washer.

If necessary cover the point with a protective CAP.

Information contained herein is based on careful tests and experience. It reflects our knowledge and is for guidance purpose only. It is given in good faith and user should ensure that the product is fit for purpose before any application. The quoted values are average and should not be taken as maximum or minimum values for specific purposes. Manufacturer and distributor are not responsible for any non-recommended use or consequential damage.